

Anonymous Incident Reporting

Users can report incidents without logging in to the RiskVision solution. By default, you will not be able to access this feature. To allow users to report anonymous incidents, you should add the following property in the `.properties` file.

```
com..incident.anonymous.reporting.enabled=true
```









To report an incident without logging in to RiskVision:

1. Open a browser and enter the RiskVision URL.
2. After the login page appears, click the Report Incident link.



- 3.
4. The following page appears. The Reporter Name and Reporter E-mail fields are optional.

Report an Incident

Title *	<input type="text"/>
Incident Type	Select an Incident Type 
Incident Subtype	Select an Incident Subtype 
Description *	<input type="text"/>
Reporter Name	<input type="text"/>
Reporter Email	<input type="text"/>
Time Started *	2011-06-15 16:38:26 
Time Ended	2011-06-15 16:38:26 
Time Detected *	2011-06-15 16:38:26 
Severity	Select a Severity 
Likelihood	Select a Likelihood 
Impact	Select an Impact 

5. Click **Submit** to report the incident.

An incident submitted anonymously will follow the same path as incidents submitted from a logged in session. An incident administrator will be able to associate the incident with the appropriate workflow, specify additional information, and so on.